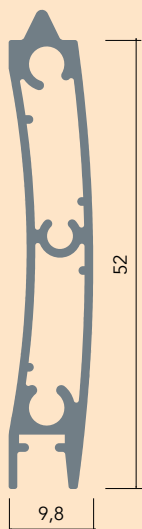




# SIPARLIGHT<sup>EVOLUTION</sup>

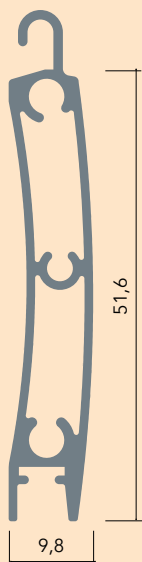
## TE52

PROFILO DI SICUREZZA  
IN ALLUMINIO ESTRUSO  
EXTRUDED ALUMINIUM  
SECURITY PROFILE  
PROFILE DE SECURITE  
EN ALUMINIUM EXTRUDE

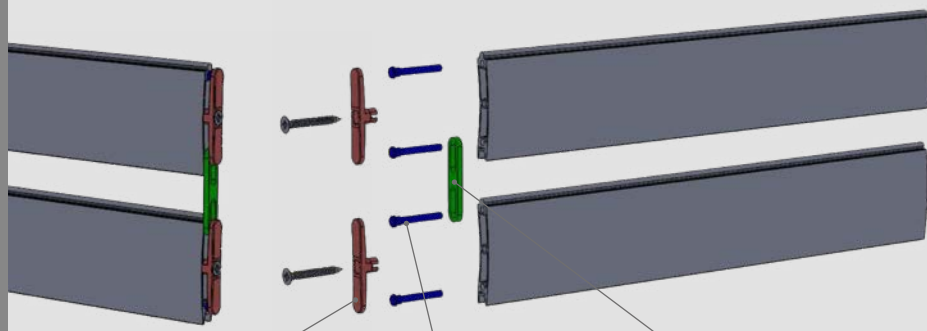


## TE52R

PROFILO DI SICUREZZA  
IN ALLUMINIO ESTRUSO  
EXTRUDED ALUMINIUM  
SECURITY PROFILE  
PROFILE DE SECURITE  
EN ALUMINIUM EXTRUDE



### SISTEMA DI MOVIMENTAZIONE A CATENA CHAIN MOVEMENT SYSTEM SYSTEME DE MOUVEMENT EN CHAINE



TAPPO IN PLASTICA  
PLASTIC LATERAL PLUG  
BOUCHON LATERAL  
EN PLASTIQUE

PERNI IN ACCIAIO INOX  
STAINLESS STEEL PIVOT  
EPINGLES EN ACIER  
INOXYDABLE

DISTANZIATORI IN ACCIAIO INOX  
STAINLESS STEEL SPACER  
ENTRETOISES EN ACIER  
INOXYDABLE  
5 - 10 - 20 MM

### SCEGLI LA TUA LUCE IN TOTALE SICUREZZA CHOOSE YOUR LIGHT IN COMPLETE SECURITY CHOISISSEZ VOTRE LUMIERE EN TOUTE SECURITE



SERRATURE / LOCKS / SERRURES

# SIPARLIGHT<sup>EVOLUTION</sup>

## 906.03

SCHEDA ELETTRONICA  
PER BOCCHETTA 906.05

ELECTRONIC BOARD  
FOR ESCUTCHEON 906.05

CARTE ELECTRONIQUE  
POUR ROSASSE 906.05



## 906.04

TAPPI PER TERMINALE  
TM70/TM71

LATERAL PLUGS FOR  
END SLAT TM70/TM71

BOUCHONS LATERALS POUR  
LAME FINALE TM70/TM71



## 906.05 <sup>SX</sup> <sub>DX</sub>

BOCCHETTA PER GUIDE

ESCUTCHEONS FOR GUIDES

ROSASSES POUR COULISSES



## 906.02

SCHEDA ELETTRONICA  
UNIVERSALE COMANDO  
MOTORE PER SERRATURA 906.01

UNIVERSAL ELECTRONIC  
BOARD FOR MOTOR CONTROL  
AND FOR LOCK 906.01

CARTE ELECTRONIQUE  
UNIVERSELLE POUR LE  
CONTROL DU MOTEUR  
ET POUR LA SERRURE 906.01



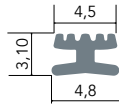
## 906.01

SERRATURA MOTORIZZATA

MOTORISED LOCK

SERRURE MOTORISEE

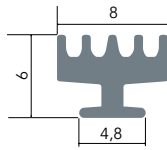
GUARNIZIONI / GASKETS / JOINTS



COD.  
**918.49**

PER GUIDE / FOR GUIDES / POUR COULISSES

**P29** **PM40**  
**P20** **PM41**  
**PM42**

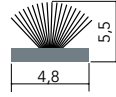


COD.  
**918.56**

PER GUIDE / FOR GUIDES / POUR COULISSES

**PS250** **PS300**

SPAZZOLINO / BRUSH / JOINT BROSSSE



COD.  
**918.38**

PER GUIDE / FOR GUIDES / POUR COULISSES

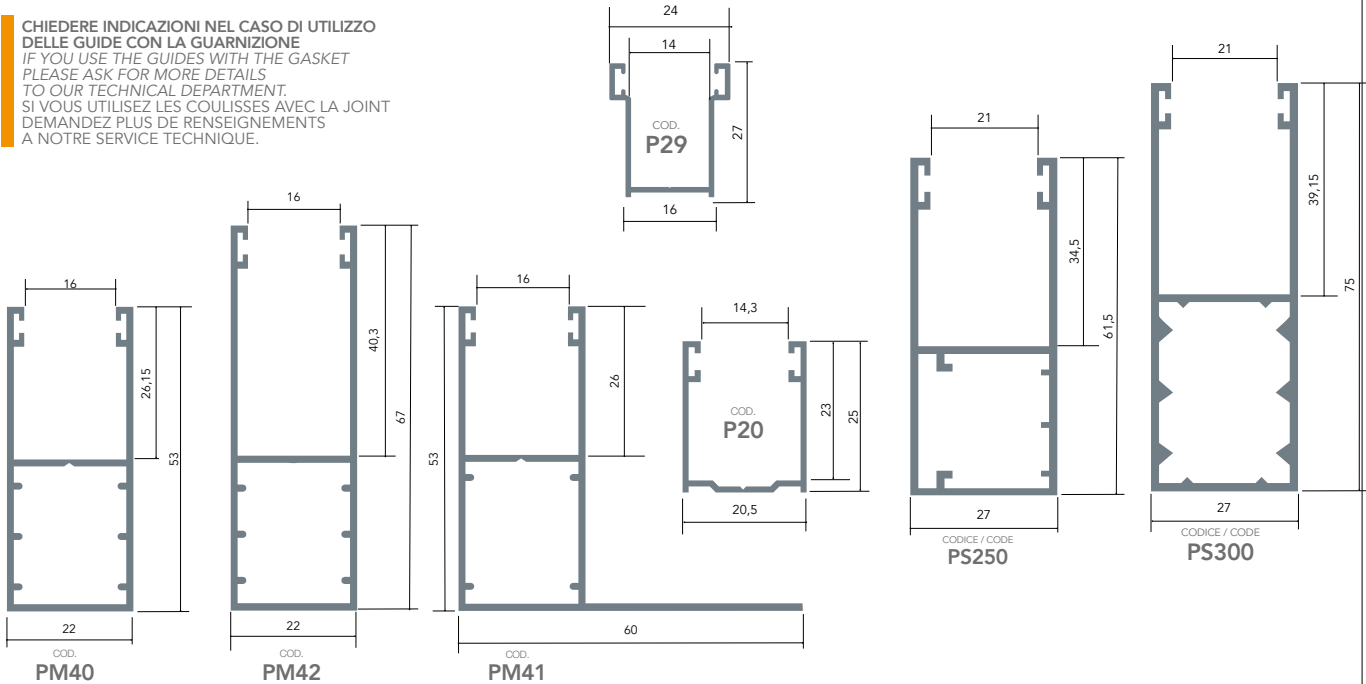
**P29** **PM41**  
**P20** **PM40**  
**PM42**

**SIPARLIGHT**EVOLUTION

ACCESSORI / ACCESSORIES / ACCESSOIRES

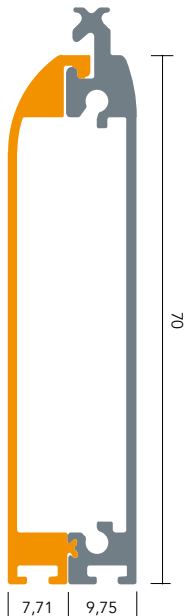
GUIDE / GUIDES / COULISSES

CHIEDERE INDICAZIONI NEL CASO DI UTILIZZO DELLE GUIDE CON LA GUARNIZIONE  
IF YOU USE THE GUIDES WITH THE GASKET PLEASE ASK FOR MORE DETAILS TO OUR TECHNICAL DEPARTMENT.  
SI VOUS UTILISEZ LES COULISSES AVEC LA JOINT DEMANDEZ PLUS DE RENSEIGNEMENTS A NOTRE SERVICE TECHNIQUE.



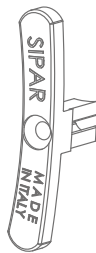
PER ALTRE GUIDE CONSULTARE CATALOGO GENERALE / THE OTHER GUIDES ARE ON OUR GENERAL CATALOGUE / LES AUTRES COULISSES SONT SUR NOTRE CATALOGUE GENERAL

TERMINALE  
END SLAT  
LAME FINALE



COD. COD.  
**TM71** **TM70**

TAPPO LATERALE  
IN PLASTICA  
PLASTIC  
SIDE PLUG  
BOUCHON LATERAL  
EN PLASTIQUE



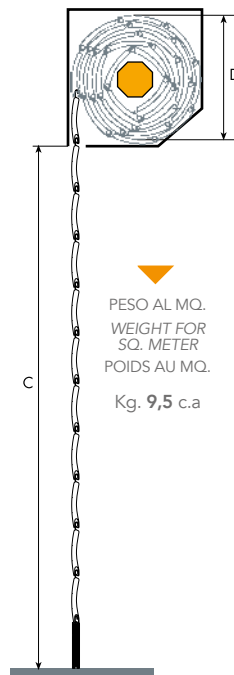
COD.  
**909.52E**

TERMINALE  
IN GOMMA  
END SLAT  
IN RUBBER  
TERMINAL EN  
CAOUTCHOU



COD.  
**918.50**

DIAMETRI DI AVVOLGIMENTO IN FUNZIONE DELL'ALTEZZA DELLA TAPPARELLA E DEL RULLO DI AVVOLGIMENTO.  
DIAMETERS OF WINDING ACCORDING TO THE HEIGHT OF THE ROLLING SHUTTER AND THE WINDING OF THE ROLLER.  
DIAMÈTRE D'ENROULEMENT EN FONCTION DE LA HAUTEUR DU VOILET ROULANT ET DE L'AXE D'ENROULEMENT.



(C) TAPPARELLA ROLLING SHUTTERS VOILET ROULANT (mm)	N. STECCHE N. SLATS N. LAMES	(D) RULLO ROLLER ROULEAU Ø mm.
600	12	145
800	16	155
1000	20	165
1200	24	185
1400	27	205
1600	31	205
1800	35	205
2000	39	220
2200	43	220